

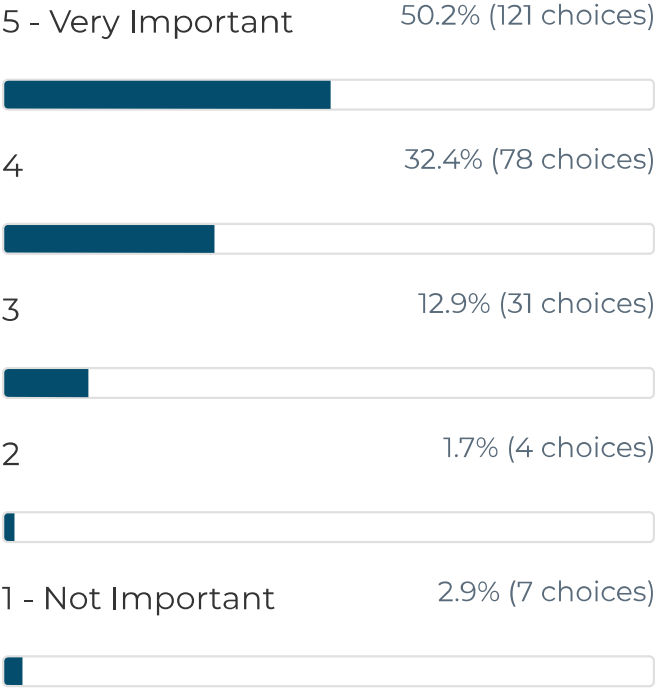
# Survey results

| 2023 Bond: Streets, Infrastructure & Neighborhoods Subcommittee (Phase: Survey - input on priority identification)

- Total participants: 241

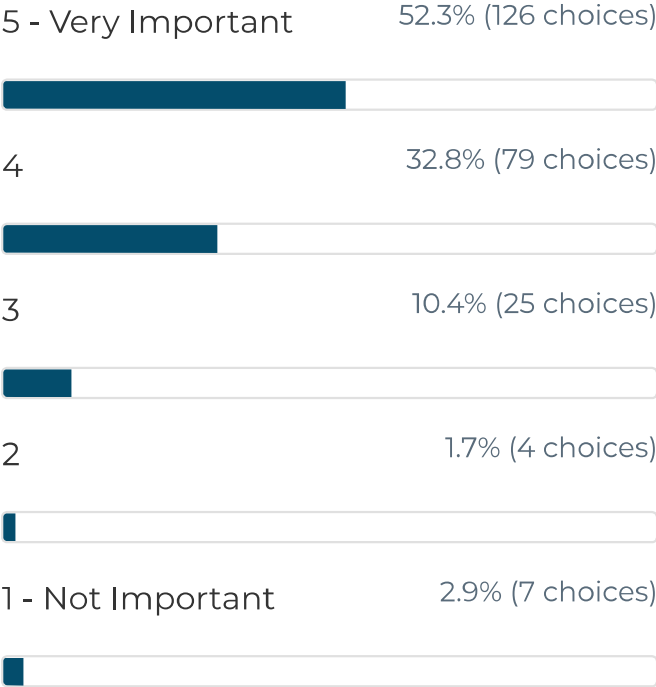
## Existing Street Repairs

Linear scale - required



## Existing Neighborhood Infrastructure Repairs

Linear scale - required




## Street Capacity Improvements

Linear scale - required


5 - Very Important 18.3% (44 choices)



4 19.1% (46 choices)



3 34% (82 choices)



2 13.7% (33 choices)



1 - Not Important 14.9% (36 choices)



## Neighborhood Infrastructure System Improvements

Linear scale - required


5 - Very Important 33.2% (80 choices)



4 27.4% (66 choices)



3 23.2% (56 choices)



2 9.5% (23 choices)



1 - Not Important 6.6% (16 choices)



## Signal Improvements

Linear scale - required

5 - Very Important 22.8% (55 choices)



4 32% (77 choices)



3 28.6% (69 choices)



2 9.5% (23 choices)



1 - Not Important 7.1% (17 choices)



## Safety and Quality of Life Improvements

Linear scale - required


5 - Very Important 35.7% (86 choices)



4 25.3% (61 choices)



3 22.4% (54 choices)



2 9.1% (22 choices)



1 - Not Important 7.5% (18 choices)

